

MORNING SUMMARY
















"The big money is not in the buying and the selling, but in the waiting."
Charlie Munger

Thursday, June 25, 2026

| Equity Update | | | | Global Indices | | | |
|-----------------------------|---|-------|--------|-------------------|------------------|---|---------|
| | | | | 24-Jun | | | |
| | | Chg | Chg% | | | | |
| ASPI | ▲ | 2.97 | 0.01% | 22,256 | Dow Jones | ▲ | 51,845 |
| S&P SL 20 Index | ▼ | -2.06 | -0.03% | 6,194 | Euro Stoxx 50 | ▼ | 6,231 |
| Total Turnover (LKR) | ▲ | | | 1,563,174,841 | FTSE 100 | ▼ | 10,429 |
| Market Capitalization (LKR) | ▲ | | | 8,074,472,121,043 | Nikkei 225 | ▼ | 69,788 |
| | | | | | Hang Seng | ▼ | 23,336 |
| PER (x) | | | | 11.7 | Frontier Markets | | |
| PBV (x) | | | | 1.4 | VN index | ▲ | 1,869 |
| DY (%) | | | | 2.9 | KSE-100 | ▼ | 177,774 |
| | | | | | DSEX | ▲ | 5,605 |

Source: CSE

Source: Bloomberg

| Exchange Rates | | | | | Commodities | | | | |
|----------------|---|----|-----------|------------|---|-----------------------------|---|-----------|--|
| | | | | | 24-Jun | | | | |
| (LKR per unit) | | | TT Buying | TT Selling | | Type | | | |
| USD |  | \$ | 329.7 | 339.5 |  | Gold (USD/t.oz) | ▼ | 4,150 | |
| GBP |  | £ | 435.5 | 450.7 |  | Gold (LKR/t.oz) | ▼ | 1,392,204 | |
| EUR |  | € | 375.3 | 389.2 |  | Brent Crude Oil (USD/Bbl) | ▼ | 77 | |
| JPY |  | ¥ | 2.0 | 2.1 |  | Copper (USD/Lbs) | ▼ | 621 | |
| CNY |  | ¥ | 48.1 | 50.7 |  | Cotton (USD/Lbs) | ▼ | 78 | |
| INR |  | ₹ | 3.5 | 3.7 |  | Aluminium (USD/MT) | | 3,364 | |
| | | | | |  | Palm Oil 3M forward (MYR/l) | ▲ | 4,681 | |

Source: CBSL

Source: Bloomberg, CBSL

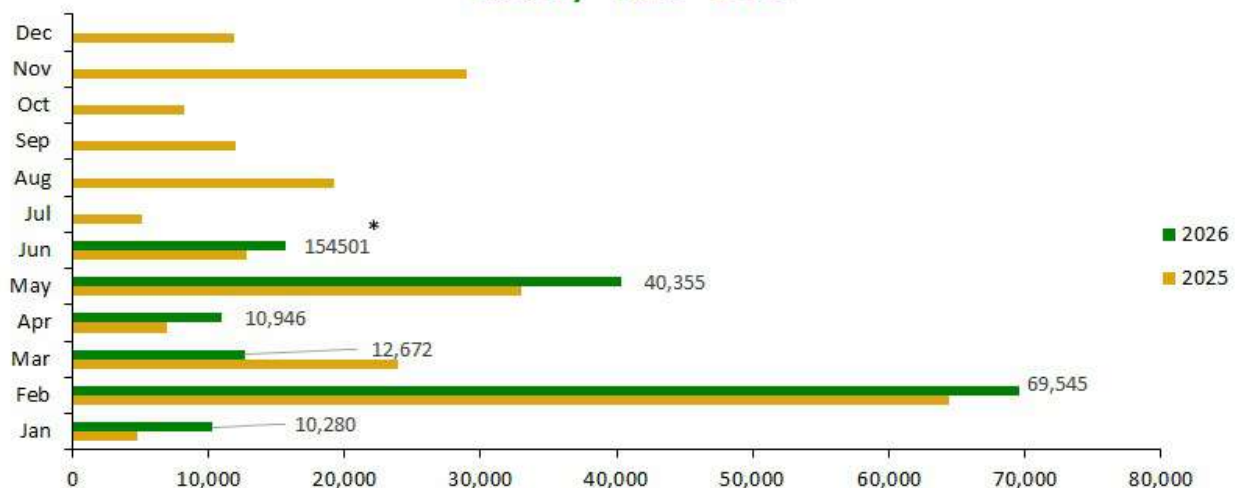
| Policy Rates | OPR: 8.75% | SRR: 2.00% | |
|---------------------|------------------------------------|--------------------------------------|--------------------------------------|
| Economic Indicators | Real GDP Growth: 2026 Q1 = 5.1% | NCPI YoY Change: May 2026 = 5.40% | CCPI YoY Change: May 2026 = 5.50% |

Source: CBSL



| Company | Dividend Per Share | Final/Interim | XD Date | Record Date | Date of Payment |
|-----------|--------------------|-----------------|---------|----------------------|-----------------|
| BREW(N) | LKR 67.5 | First | 25-Jun | 26-Jun | 15-Jul |
| BALA(N) | LKR 0.50 | Final | 25-Jun | 26-Jun | 15-Jul |
| MAL(N) | LKR 0.12 | First and Final | 26-Jun | 30-Jun | 16-Jul |
| AEL(N) | LKR 1.00 | Final | 26-Jun | 30-Jun | 16-Jul |
| SUN(N) | LKR 0.60 | Final | 26-Jun | 30-Jun | 16-Jul |
| WATA(N) | LKR 0.80 | Final | 26-Jun | 30-Jun | 16-Jul |
| HHL(N) | LKR 0.75 | Final | 26-Jun | 30-Jun | 1-Jul |
| ELPL(N) | LKR 7.00 | First and Final | 30-Jun | 1-Jul | 17-Jul |
| CIND(N) | LKR 6.00 | Final | 30-Jun | 1-Jul | 17-Jul |
| CFIN(N) | LKR 3.75 | Final | 1-Jul | 2-Jul | 7-Jul |
| CWM(N) | LKR 1.60 | First and Final | 1-Jul | 2-Jul | 20-Jul |
| JETS(N) | LKR 0.50 | Final | 1-Jul | 2-Jul | 20-Jul |
| TILE(N) | LKR 0.20 | Final | 1-Jul | 2-Jul | 20-Jul |
| UML(N) | LKR 0.40 | Final | 1-Jul | 2-Jul | 20-Jul |
| LHL(N) | LKR 3.00 | Final | 1-Jul | 2-Jul | 20-Jul |
| CDB(N,X) | LKR 1.00 | Final | 1-Jul | 2-Jul | 20-Jul |
| LFIN(N) | LKR 5.95 | Final | 1-Jul | 2-Jul | 20-Jul |
| RIL(N) | LKR 1.00 | First and Final | 1-Jul | 2-Jul | 20-Jul |
| SPEN(N) | LKR 4.00 | First and Final | 1-Jul | 2-Jul | 20-Jul |
| PKME(N) | LKR 2.6 | Final | 1-Jul | 2-Jul | 20-Jul |
| RCL(N) | LKR 1.00 | Final | 1-Jul | 2-Jul | 20-Jul |
| AHUN(N) | LKR 0.28 | First and Final | 1-Jul | 2-Jul | 20-Jul |
| AGAL(N) | LKR 0.75 | Final | 1-Jul | 2-Jul | 20-Jul |
| CHMX(N) | LKR 2.50 | Final | 1-Jul | 2-Jul | 20-Jul |
| CIC (N,X) | LKR 0.50 | Final | 1-Jul | 2-Jul | 20-Jul |
| PARQ(N) | LKR 0.40 | Final | 1-Jul | 2-Jul | 20-Jul |
| CERA(N) | LKR 6.40 | Final | 1-Jul | 2-Jul | 20-Jul |
| AAIC(N) | LKR 5.30 | Other | 2-Jul | 3-Jul | 21-Jul |
| DIMO (N) | LKR 40.00 | Final | 3-Jul | 6-Jul | 22-Jul |
| LIOC(N) | LKR 5.00 | First and final | 10-Jul | 13-Jul | 30-Aug |
| GLAS(N) | LKR 2.98 | First and final | 27-Jul | 28-Jul | 14-Aug |
| SFCL(N) | LKR 2.80 | Final | 30-Jul | 31-Jul | 3-Aug |
| ASHO(N) | LKR 30.00 | First and final | 17-Aug | 18-Aug | 7-Sep |
| CTEA(N) | LKR 25.00 | First and final | | DATES TO BE NOTIFIED | |
| COOP (N) | LKR 0.05 | Final | | DATES TO BE NOTIFIED | |

LKR 159,482 Mn as dividends from January - June* 2026



*Until June 23, 2026